

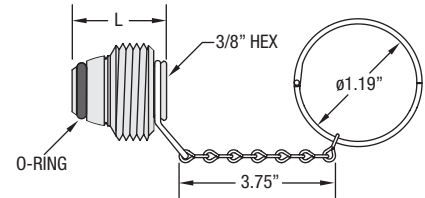
CONNECTION NO. 500

All dimensions are in inches - for reference only, subject to change.

CYLINDER VALVE OUTLET PLUGS

PART NUMBER	DESCRIPTION	L
PLU-500BR-R	BRASS W/ BUNA O-RING*	1.00"

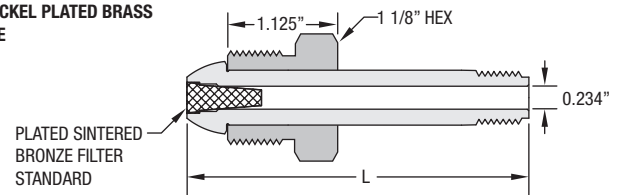
*Minimum order quantities may apply



INLETS X 1/4" MALE NATIONAL PIPE THREAD (INCLUDES NUT & NIPPLE)

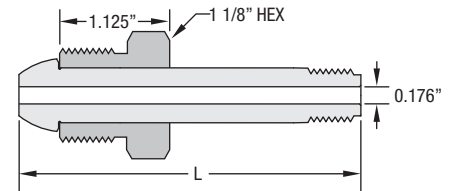
PART NUMBER	DESCRIPTION	L
INL-500BR-4M-56R	BRASS W/ FILTER	3.50"
INL-CV500BR-4M	BRASS W/ CHECK VALVE	3.50"
INL-500CH-4M-56R	NICKEL PLATED BRASS W/ FILTER	3.50"
INL-CV500CH-4M	NICKEL PLATED BRASS W/ CHECK VALVE	3.50"

BRASS OR NICKEL PLATED BRASS
NUT & NIPPLE



INL-500SS-4M-42	STAINLESS STEEL	2.625"
INL-500SS-4M-42V	STAINLESS STEEL W/ VITON O-RING	2.625"
INL-500SS-4M-56	STAINLESS STEEL	3.50"
INL-500SS-4M-56V	STAINLESS STEEL W/ VITON O-RING	3.50"
INL-500SS-4M-70R	STAINLESS STEEL W/FILTER	4.375"
INL-CV500SS-4M	STAINLESS STEEL W/ CHECK VALVE	2.625"

STAINLESS STEEL
303 NUT & 316L NIPPLE

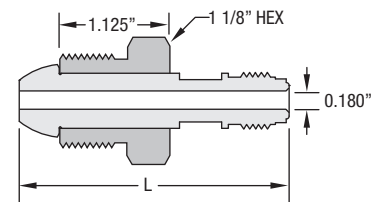


INLETS X 1/4 MALE FACE SEAL (INCLUDES 303 SS NUT & 316L SS NIPPLE)

PART NUMBER	DESCRIPTION	L
INL-500SS-4MFS-44	STAINLESS STEEL 12 Ra	2.75"
INL-500SS-4MFS-44V	STAINLESS STEEL W/ VITON O-RING 12 Ra	2.75"
INL-500SS-4MFS-P	STAINLESS STEEL 9 Ra EP	2.75"

Available with Check Valve upon request

EP = Electropolished ID

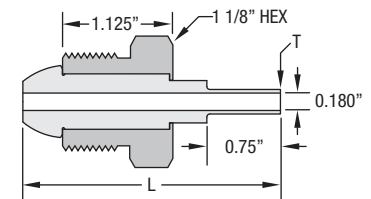


INLETS X ORBITAL TUBE WELD STUB (INCLUDES SILVER PLATED 303 SS NUT & 316L SS NIPPLE)

PART NUMBER	DESCRIPTION	L	T
INL-500SS-4TS-42F	STAINLESS STEEL 12 Ra *	2.625"	1/4" OD x .035" WALL
INL-500SS-4TS-P	STAINLESS STEEL 9 Ra EP *	2.625"	1/4" OD x .035" WALL
INL-CV500SS-4TS	STAINLESS STEEL W/ CHECK VALVE	2.625"	1/4" OD x .035" WALL
INL-500SS-6TS	STAINLESS STEEL 12 Ra	2.625"	3/8" OD x .035" WALL
INL-500SS-6TS-P	STAINLESS STEEL 9 Ra EP	2.625"	3/8" OD x .035" WALL
INL-500SS-8TS	STAINLESS STEEL 12 Ra	2.625"	1/2" OD x .049" WALL
INL-500SS-8TS-P	STAINLESS STEEL 9 Ra EP	2.625"	1/2" OD x .049" WALL

*PTH-7 Pigtail Handle available

EP = Electropolished ID



MADE IN USA

CGA500-2015 REV. B

GasFlo Products Inc. CGA Compressed Gas Service Cylinder Connections are Manufactured to CGA V-1 Standards
Additional materials and configurations available on request. Minimum order quantities may be required.

40 Green Pond Road, Rockaway, NJ 07866 Phone: 973-276-9011 Fax: 973-276-9014 www.gasflo.com



GASFLO PRODUCTS

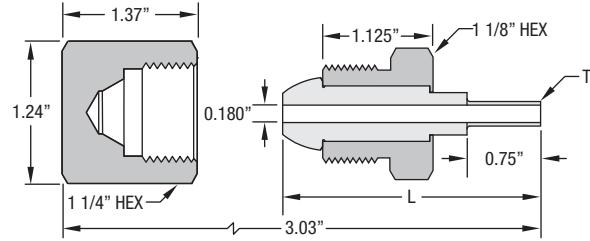
© GasFlo Products, Inc. 2025

Member Compressed Gas Association

COMPLETE PIGTAIL CONNECTION X ORBITAL TUBE WELD STUB (INCLUDES SILVER PLATED 303 SS NUT, 316L SS NIPPLE & 303 SS BLANK CAP)

PART NUMBER	DESCRIPTION	L	T
PT-500SS-4TS-P	STAINLESS STEEL 9 Ra EP [†] *	2.625"	1/4"OD x .035" WALL
PT-500SS-4TS-VF-P	SS W/ VITON O-RING 9 Ra EP *	2.625"	1/4"OD x .035" WALL
PT-500SS-6TS-P	STAINLESS STEEL 9 Ra EP	2.625"	3/8"OD x .035" WALL
PT-500SS-8TS-P	STAINLESS STEEL 9 Ra EP	2.625"	1/2"OD x .049" WALL

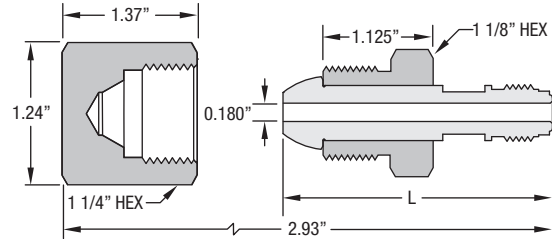
[†]Blank cap available with ring & chain on request *PTH-7 Pigtail Handle available EP = Electropolished ID



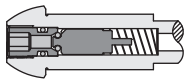
COMPLETE PIGTAIL CONNECTION X 1/4 MALE FACE SEAL (INCLUDES 303 SS NUT, 316L SS NIPPLE & 303 SS BLANK CAP)

PART NUMBER	DESCRIPTION	L	T
PT-500SS-4MFS-P	STAINLESS STEEL 9 Ra EP [†]	2.625"	1/4"OD x .035" WALL


[†]Blank cap available with ring & chain on request EP = Electropolished ID




INLET OPTIONS & ACCESSORIES



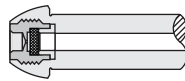
CV
W/ INTEGRAL CHECK VALVE



V
W/ VITON O-RING

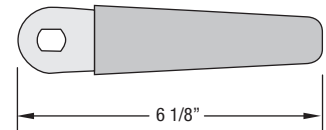


Q
W/ SOFT PCTFE TIP

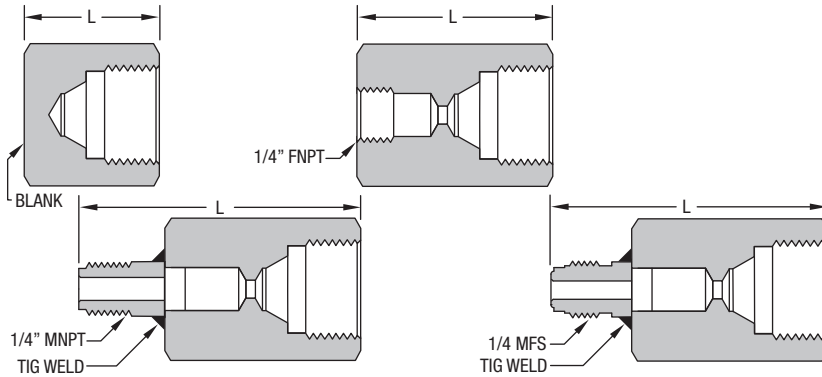


FR
W/ FLOW RESTRICTOR ORIFICE

PTH-7
*PIGTAIL HANDLE
SIZE 7
FOR USE ON
1/4" TUBE STUB
INLETS ONLY



VALVE OUTLET ADAPTORS



PART NUMBER	DESCRIPTION	L
AD-500FSS-BL	303 SS BLANK CAP [†]	1.37"
AD-500FSS-4FNPT	316L SS 1/4" FNPT	2.00"
AD-500FSS-4MNPT	316L SS 1/4" MNPT	2.88"
AD-500FSS-4MFS	316L SS 1/4" MALE FACE SEAL	2.83"

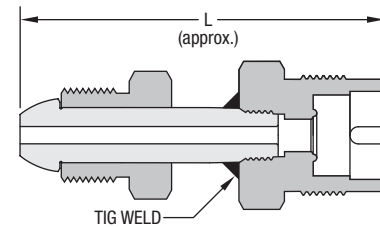
[†]Blank cap available with ring & chain on request

3 PIECE ADAPTORS (INCLUDES 303 SS NUT, 316L SS NIPPLE & SS OUTLET ADAPTOR)

PLEASE CONTACT GASFLO PRODUCTS INC. TO VERIFY ACCEPTABLE

3 PIECE ADAPTOR CONFIGURATIONS PRIOR TO ORDERING.

CALL: 973-276-9011 EMAIL: INFO@GASFLO.COM



VALVE, FITTING OR OTHER COMPONENT FUNCTION, PROPER INSTALLATION, MATERIALS COMPATIBILITY, ADEQUATE RATINGS, OPERATION AND MAINTENANCE ARE THE RESPONSIBILITY OF THE SYSTEM DESIGNER AND USER.



PRODUCT FAILURE, IMPROPER SELECTION OR IMPROPER USE OF THE PRODUCTS AND/OR SYSTEMS DESCRIBED HEREIN OR RELATED ITEMS CAN CAUSE DEATH, PERSONAL INJURY AND PROPERTY DAMAGE.



GasFlo Products Inc. CGA Compressed Gas Service Cylinder Connections are Manufactured to CGA V-1 Standards
Additional materials and configurations available on request. Minimum order quantities may be required.

40 Green Pond Road, Rockaway, NJ 07866 Phone: 973-276-9011 Fax: 973-276-9014 www.gasflo.com

